

Key figures 2015/16

Sales Volume
+2.2%

1.8
million tonnes

EBIT
+0.1% in local currencies

401.7
CHF million

Net Profit
(5.1%) in local currencies

219.0
CHF million

Free cash flow

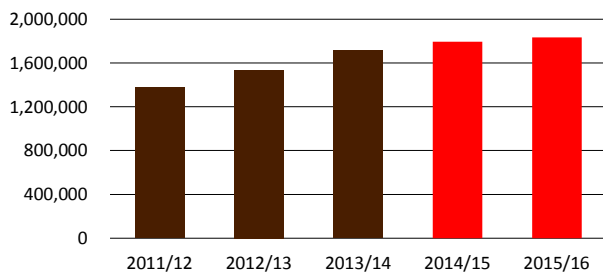
404.0
CHF million

Dividend
Payout ratio 39%

15.50
CHF per share

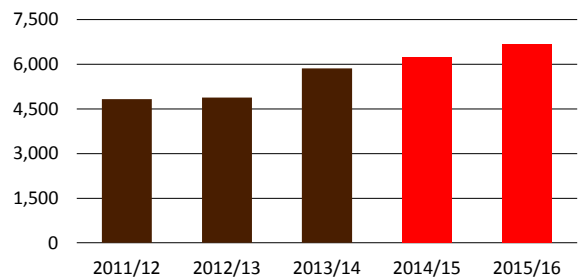
Sales Volume

In tonnes



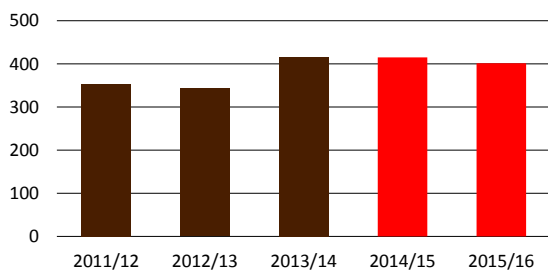
Sales Revenue

In CHF million



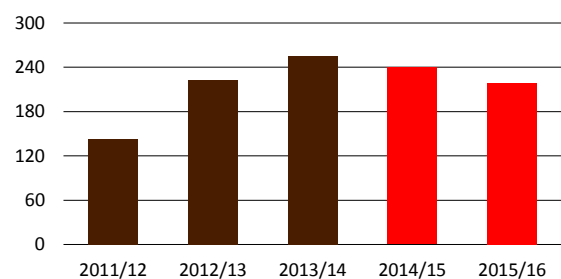
EBIT

In CHF million



Net profit for the year

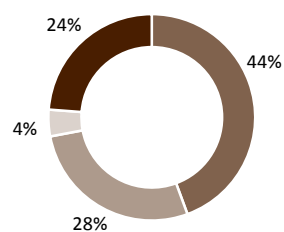
In CHF million



Sales Volume by Region

In tonnes

EMEA	814,236
Americas	507,008
Asia Pacific	76,443
Global Cocoa	436,537



Sales Volume by Product Group

In tonnes

Food Manufacturers Products	1,192,907
Cocoa Products	436,537
Gourmet & Specialties Products	204,780

